

MECHANICAL THERMOSTAT

FZK 011



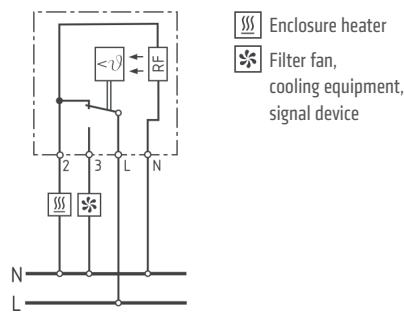
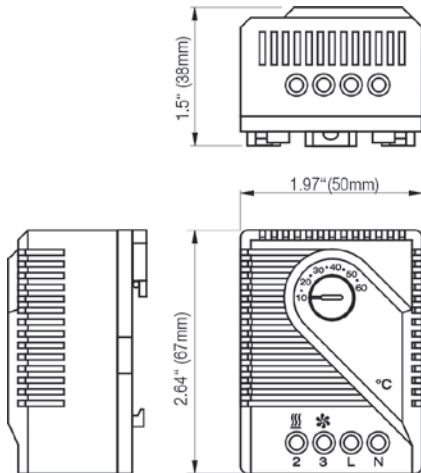
- > Wide adjustment range
- > High switching capacity
- > SPDT (change-over) contact
- > Very low hysteresis option
- > DIN rail mountable

The FZK 011 mechanical thermostat is used for controlling heating and cooling equipment, filter fans or signal devices where a higher degree of sensing accuracy is required. An integrated resistor (RF) can be connected to improve the switch temperature difference (see Option note). The thermostat registers the surrounding air and can switch both inductive and resistive loads via snap-action contact.



TECHNICAL DATA

Switching difference	approx. 9 °F (5 K), tolerance -5.4/+3.6 °F (-3/+2 K) ¹
Sensor element	thermostatic bimetal
Contact type	SPDT / change-over contact
Service life	> 100,000 cycles
Min. switching capacity	10 mA
Max. switching capacity, NC	10 A resistive / 4 A inductive @ AC 120 V 10 A resistive / 4 A inductive @ AC 250 V DC 30 W
Max. switching capacity, NO	5 A resistive / 2 A inductive @ AC 120 V 5 A resistive / 2 A inductive @ AC 250 V DC 30W
Connection	4-pole terminal, clamping torque 0.5 Nm max.: solid/stranded ² wire - AWG 14 max. (2.5 mm ²)
Housing	plastic, UL 94V-0, light grey
Mounting	clip for 35 mm DIN rail, EN 60715
Mounting position	vertical
Operating / Storage temperature	-49 to +149 °F (-45 to +65 °C)
Operating / Storage humidity	max. 95 %RH (non-condensing)
Dimensions	2.64 x 1.97 x 1.5" (67 x 50 x 38 mm)
Weight	approx. 2 oz. (60 g)
Protection type	IP20
Approvals	UL File No. E164102, GOST-R



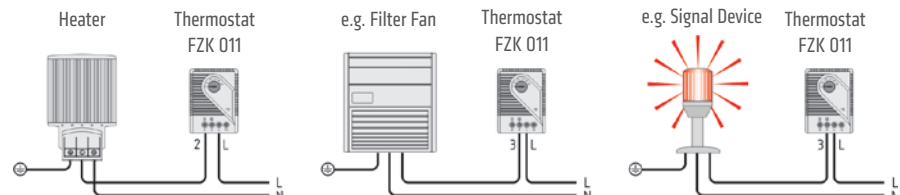
¹ If the Normally Closed contact is used, the switch temperature difference could be reduced by connecting terminal "N" (RF heating resistor). It causes the thermal feedback which is subject to surrounding conditions and thus has to be determined for each individual application.

² When connecting with stranded wires, wire end ferrules must be used.

³ Voltage only needs to be specified if the optional use of the RF resistor is desired.

Important note: The contact system of the regulator is subjected to environmental influences, thus the contact resistance may change. This can lead to a voltage drop and/or self-heating of the contacts.

Part No.	Operating voltage ³	Setting range
01170.0-00	AC 230 V	5 to 60 °C
01170.0-01	AC 230 V	40 to 140 °F
01170.9-00	AC 120 V	40 to 140 °F
01170.9-01	AC 120 V	5 to 60 °C



Wiring examples