

DUAL THERMOSTAT

ZR 011



- > NC / NO or NO / NO in one unit
- > Separate adjustable temperatures

- > Color coded temperature dials
- > DIN rail mountable

The ZR 011 houses two separate thermostats, allowing the independent control of heating and cooling or other equipment.

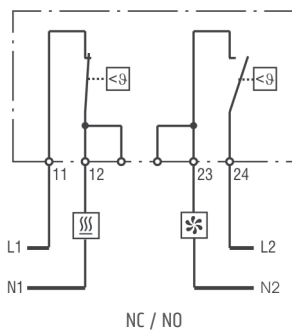
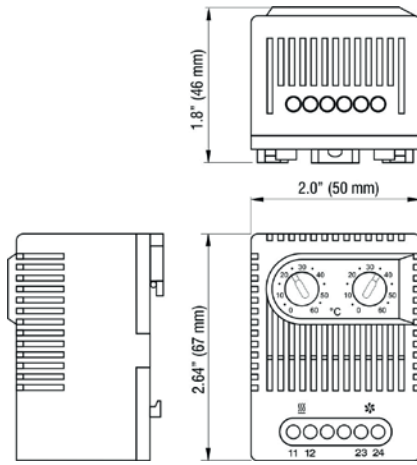
Thermostat NC (normally closed): Thermostat opens at temperature rise – for regulating heaters or for switching signal devices. Comes with red temperature dial.

Thermostat NO (normally open): Thermostat closes at temperature rise – for regulating filter fans and heat exchangers or for switching signal devices. Comes with blue temperature dial.



TECHNICAL DATA

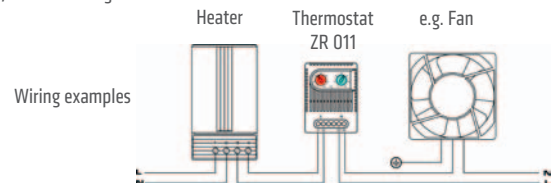
Switching difference	12.6 °F ± 7 °F tolerance (7 K ± 4 K)
Sensor element	thermostatic bimetal
Contact type	snap-action contact
Service life	> 100,000 cycles
Max. switching capacity	NC: 10 A resistive / 2 A inductive @ AC 250 V NO: 5 A resistive / 2 A inductive @ AC 250 V 15 A resistive / 2 A inductive @ AC 120 V DC 30 W (DC 24-72 V)
Max. inrush current	AC 16 A for 10 sec.
Connection	4-pole terminal, clamping torque 0.5 Nm max.: solid wire - AWG 14 max. (2.5 mm ²) stranded wire ¹ - AWG 16 max. (1.5 mm ²)
Housing	plastic, UL 94V-0, light grey
Mounting	clip for 35 mm DIN rail, EN 60715
Mounting position	vertical
Operating / Storage temperature	-49 to +176 °F (-45 to +80 °C)
Operating / Storage humidity	max. 95 %RH (non-condensing)
Dimensions	2.6 x 2.0 x 1.8" (67 x 50 x 46 mm)
Weight	approx. 3.2 oz. (90 g)
Protection type	IP20
Approvals	UL File No. E164102, CSA, VDE, EAC (Eurasian Conformity)



- Enclosures heater
- Filter fan, cooling equipment, signal device

¹ When connecting with stranded wires, wire end ferrules must be used.

Important note: The contact system of the regulator is subjected to environmental influences, thus the contact resistance may change. This can lead to a voltage drop and/or self-heating of the contacts.



Part No.	Setting Range		Setting Range	
	NC - open on rise	0 to +60 °C	NO - close on rise	0 to +60 °C
01172.0-00	NC - open on rise	+32 to +140 °F	NO - close on rise	+32 to +140 °F
01175.0-00	NC - open on rise	-10 to +50 °C	NO - close on rise	+20 to +80 °C
01175.0-01	NC - open on rise	+14 to +122 °F	NO - close on rise	+68 to +176 °F
01176.0-00 ²	NO - close on rise	0 to +60 °C	NO - close on rise	0 to +60 °C
01176.0-01 ²	NO - close on rise	+32 to +140 °F	NO - close on rise	+32 to +140 °F

² For regulating heat exchangers and fans (e. g. LE 019) and as an alarm contact for monitoring the interior temperature of electronic enclosures.